


Chord Embellishments: The Progressive Guitarist Series

Are you ready to take your guitar playing to the next level? If you're looking to add richness, sophistication, and personality to your sound, then mastering the art of chord embellishments is essential.



Chord Embellishments (The Progressive Guitarist Series) by YAN ARTIME

★★★★☆ 4.4 out of 5

Language : English

File size : 2849 KB

Text-to-Speech : Enabled

Word Wise : Enabled

Screen Reader : Supported

Print length : 56 pages

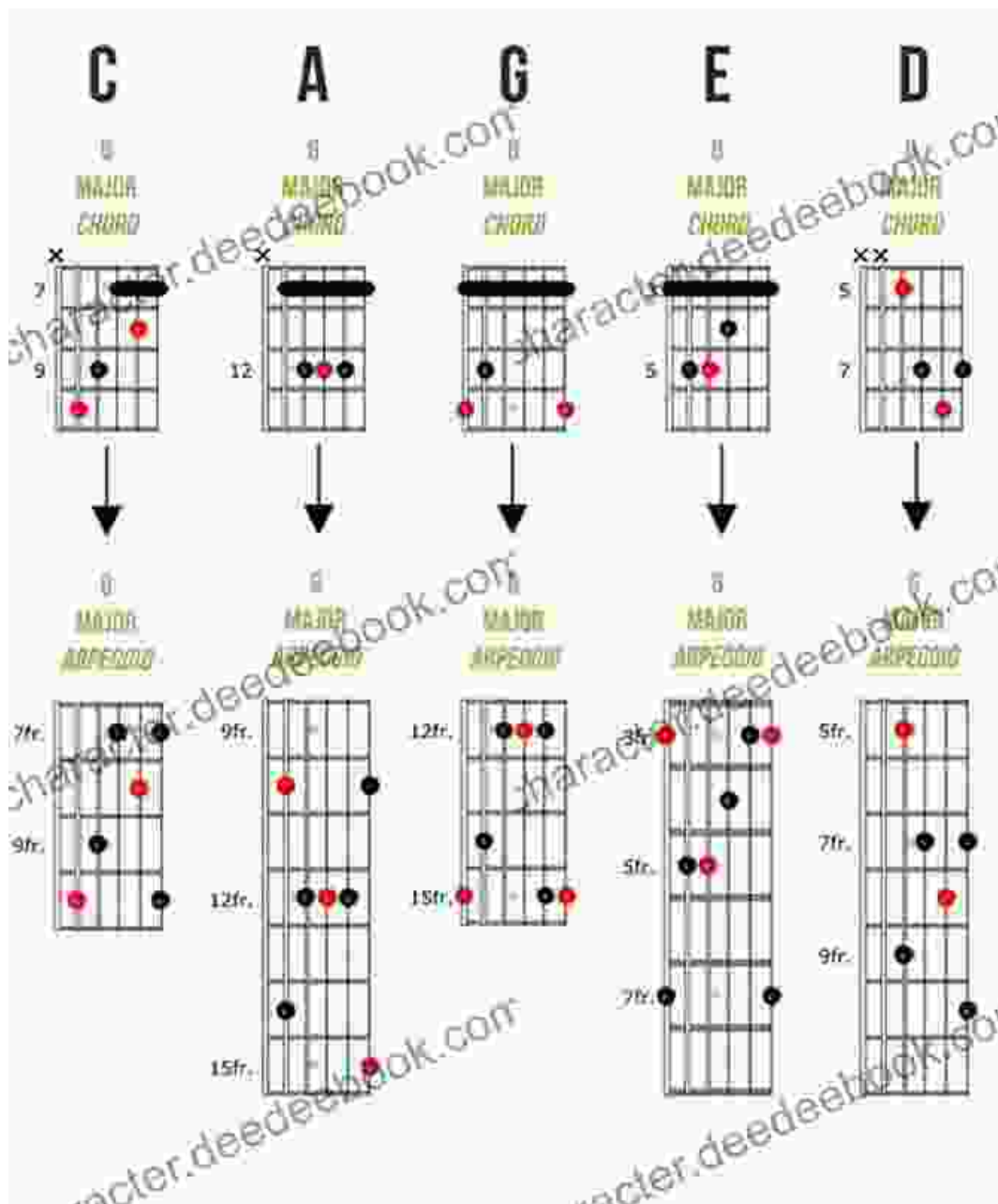


In this comprehensive guide, we'll delve into the world of chord embellishments, exploring various techniques that will transform your playing. From arpeggios and extensions to inversions and voicings, we'll cover everything you need to know to become a progressive guitarist.

Arpeggios: Breaking Down Chords

Arpeggios are broken chords played note by note, adding a melodic and dynamic element to your playing. By arpeggiating chords, you create a shimmering, cascading effect that can enhance any song.

To play an arpeggio, simply strum the individual notes of a chord in a sequence. You can start with simple patterns and gradually build up to more complex ones.



Extensions: Adding Harmonic Color

Extensions are notes added to basic chords to create richer and more sophisticated sounds. Common extensions include the 7th, 9th, 11th, and

13th notes.

Extensions can significantly alter the character of a chord, adding depth and complexity. They can also create new harmonic possibilities, allowing you to explore uncharted sonic territories.



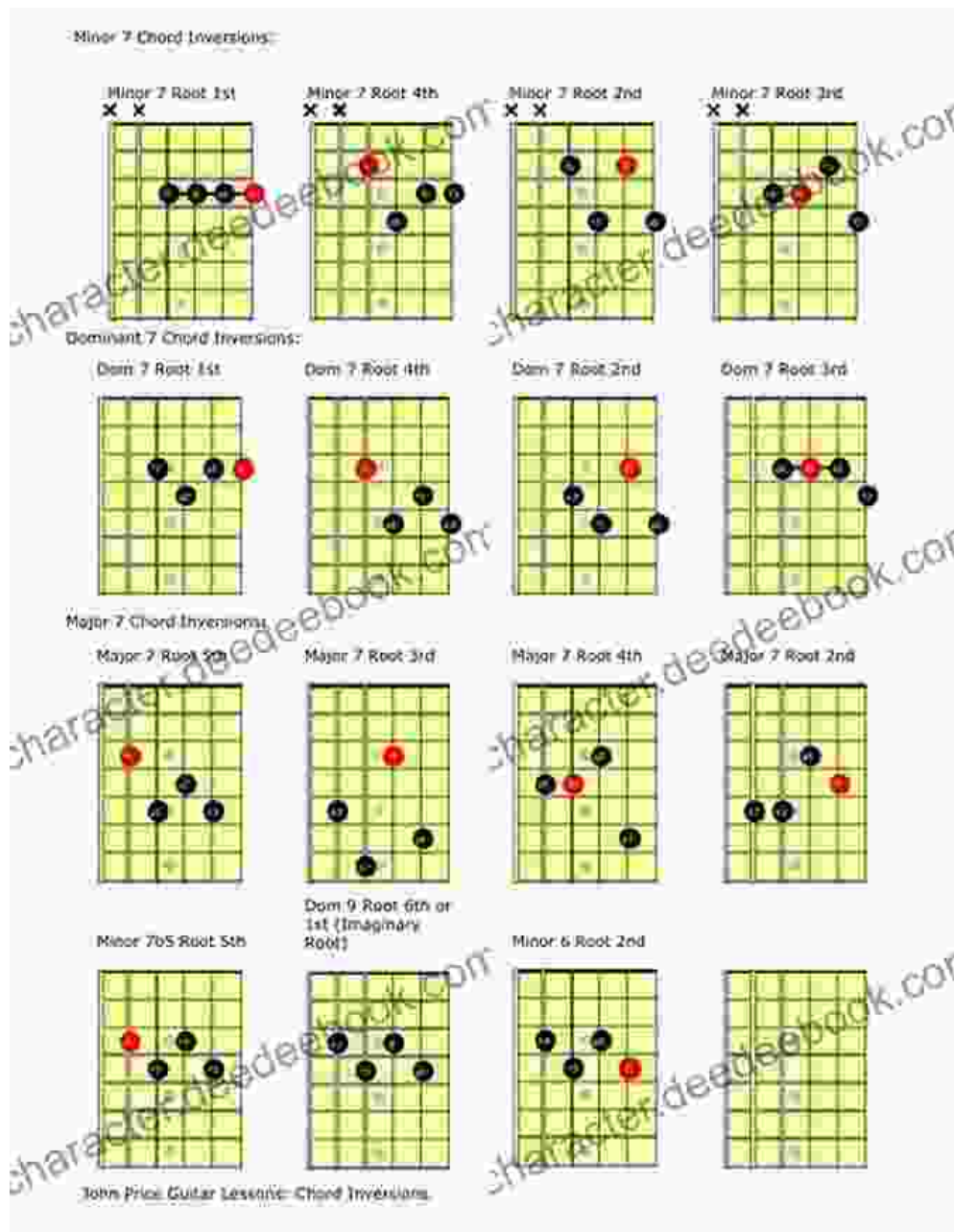
Extensions add richness and sophistication to your chords.

Inversions: Changing the Root Position

Inversions are chords where the root note is not the lowest note. By inverting chords, you can create a variety of different sounds and textures.

There are three main types of inversions: first inversion (root note in the middle), second inversion (root note on top), and third inversion (root note on

the bottom).



Voicings: Arranging Chord Notes

Voicings refer to the specific arrangement of notes in a chord. By experimenting with different voicings, you can create unique and expressive sounds.

There are countless voicings for each chord, so don't be afraid to explore and find those that resonate with you. Experiment with different inversions, extensions, and arpeggios to create your own signature sound.



Voicings create unique and expressive sounds.

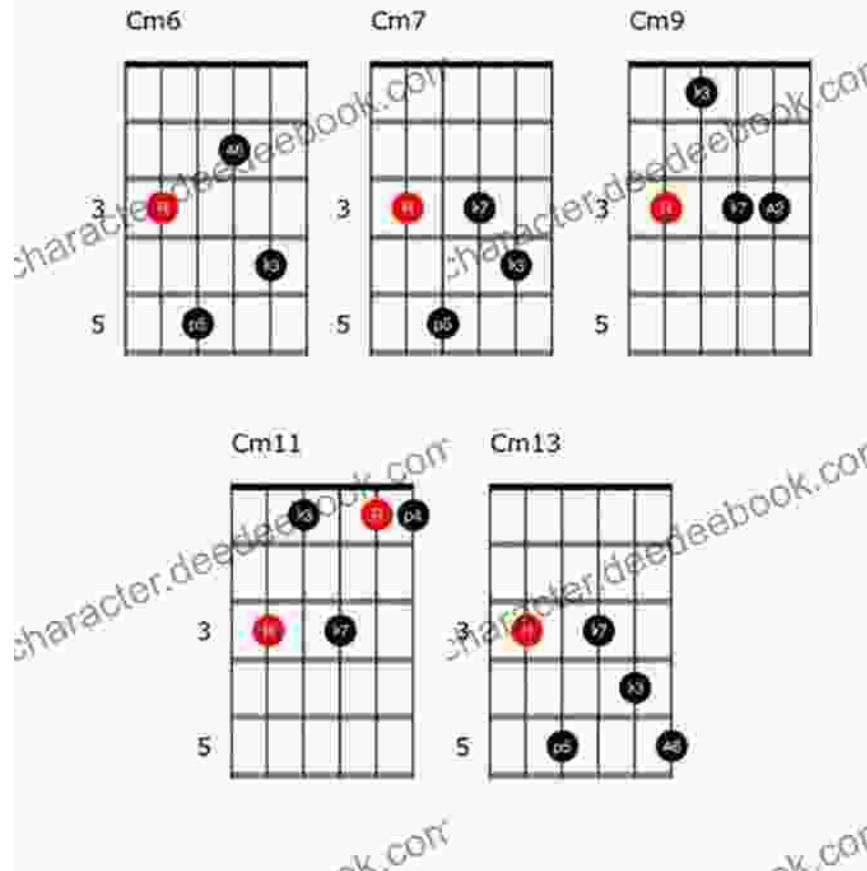
Substitutions: Exploring Harmonic Possibilities

Chord substitutions involve replacing a standard chord with a different chord that has a similar or related sound. This technique can add variety and interest to your playing while also expanding your harmonic knowledge.

Common chord substitutions include tritone substitutions, parallel substitutions, and voice-leading substitutions. By understanding the theory behind chord substitutions, you can create innovative and unexpected harmonic progressions.

Chord Substitutions

Minor Chord Extensions



Alterations: Adding Harmonic Tension

Chord alterations involve changing the notes of a standard chord to create new and unexpected sounds. Alterations can be used to add tension, intrigue, and emotional depth to your music.

Common chord alterations include adding flatted or sharped notes, as well as suspensions. By experimenting with alterations, you can create truly unique and captivating harmonic landscapes.



Chord alterations add tension and emotional depth to your music.

Mastering the art of chord embellishments is a journey that will open up a world of possibilities for your guitar playing. By incorporating arpeggios, extensions, inversions, voicings, substitutions, and alterations, you can create rich, sophisticated, and expressive chords that will captivate your audience.

So, pick up your guitar and start experimenting with these techniques. With practice and dedication, you'll become a progressive guitarist who can add depth, beauty, and originality to every song you play.



Chord Embellishments (The Progressive Guitarist Series) by YAN ARTIME

★★★★☆ 4.4 out of 5

Language : English


File size : 2849 KB

Text-to-Speech : Enabled

Word Wise : Enabled

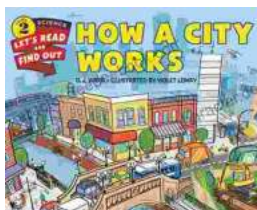
Screen Reader : Supported

Print length : 56 pages



Confronting Empire: Eqbal Ahmad's Vision for Liberation, Decolonization, and Global Justice

Eqbal Ahmad (1933-1999) was a renowned Pakistani intellectual, activist, and scholar whose writings and activism continue to...



How Do Cities Work? Let's Read and Find Out!

Cities are complex and fascinating places. They're home to millions of people and are constantly changing and evolving. But how do cities actually...