


How to Use 21st Century Tools to Teach 21st Century Skills

In the 21st century, students need to be able to use technology to solve problems, communicate effectively, and collaborate with others. These are all essential skills for success in the modern world.

But how can teachers use 21st century tools to teach these skills? Here are a few ideas:



Teaching the 4Cs with Technology: How do I use 21st century tools to teach 21st century skills? (ASCD Arias)

by Stephanie Smith Budhai

★★★★☆ 4.1 out of 5

Language : English
File size : 284 KB
Text-to-Speech : Enabled
Screen Reader : Supported
Enhanced typesetting : Enabled
Word Wise : Enabled
Print length : 65 pages



Use technology to solve problems.

Technology can be a powerful tool for solving problems. Students can use computers to research solutions to problems, create models to test different ideas, and collaborate with others to find the best solution.

For example, students can use a computer to research different ways to solve a math problem. They can then create a model to test their different solutions and see which one works best. They can also collaborate with other students to share ideas and get feedback.

Use technology to communicate effectively.

Technology can also be a powerful tool for communicating effectively. Students can use computers to write reports, create presentations, and share their work with others.

For example, students can use a computer to write a report on their research project. They can then create a presentation to share their findings with the class. They can also share their work with others online, such as through a blog or social media.

Use technology to collaborate with others.

Technology can also be a powerful tool for collaborating with others. Students can use computers to share ideas, work on projects together, and get feedback from others.


For example, students can use a computer to share ideas for a class project. They can then work on the project together, using a shared document or online workspace. They can also get feedback from other students or from the teacher.

Technology is a powerful tool that can be used to teach 21st century skills. By using technology in the classroom, teachers can help students develop the skills they need to succeed in the modern world.

Here are some additional tips for using technology in the classroom:

- Use technology to support your teaching, not replace it.
- Choose technology that is appropriate for your students' age and learning needs.
- Provide students with training on how to use technology effectively.
- Encourage students to use technology to solve problems, communicate effectively, and collaborate with others.

By following these tips, you can use technology to create a more engaging and effective learning environment for your students.




Teaching the 4Cs with Technology: How do I use 21st century tools to teach 21st century skills? (ASCD Arias)

by Stephanie Smith Budhai

★★★★☆ 4.1 out of 5

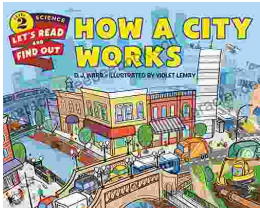
Language : English
File size : 284 KB
Text-to-Speech : Enabled
Screen Reader : Supported
Enhanced typesetting : Enabled
Word Wise : Enabled
Print length : 65 pages





Confronting Empire: Eqbal Ahmad's Vision for Liberation, Decolonization, and Global Justice

Eqbal Ahmad (1933-1999) was a renowned Pakistani intellectual, activist, and scholar whose writings and activism continue to...



How Do Cities Work? Let's Read and Find Out!

Cities are complex and fascinating places. They're home to millions of people and are constantly changing and evolving. But how do cities actually...