


Ukulele Beginner to Brilliant: A Comprehensive Guide for Aspiring Players

Embark on an enchanting musical journey with the ukulele, a captivating stringed instrument that has captured the hearts of music lovers worldwide. Whether you're a complete novice seeking to pluck your first chords or an aspiring virtuoso yearning to elevate your skills, this comprehensive guide will serve as your indispensable companion. Join us as we explore the fascinating world of the ukulele, uncovering its secrets, techniques, and the path to musical mastery.

The History and Evolution of the Ukulele

The ukulele's roots can be traced back to the 19th century, when Portuguese immigrants introduced a similar instrument known as the machete to the Hawaiian Islands. Hawaiians embraced the instrument, adapting it to their own musical traditions and giving it the name "ukulele," which translates to "jumping flea" due to its lively, rhythmic sound. Over the years, the ukulele gained immense popularity, becoming an integral part of Hawaiian culture and spreading its charm to mainland America and beyond.



UKULELE BEGINNER TO BRILLIANT BOOK 3: THE BLUES: A COMPLETE METHOD FOR PLAYING THE UKULELE (UKULELE: BEGINNER TO BRILLIANT)

by Eric Sams

★★★★☆ 4.2 out of 5

Language : English

File size : 5586 KB

Screen Reader : Supported

Lending : Enabled
Print length : 78 pages



Ukulele Types and Their Unique Sounds

The world of ukuleles embraces a diverse range of types, each possessing a distinct character and sound. Here are some of the most popular ukulele variations:

- **Soprano Ukulele:** The soprano ukulele is the classic and most common type, known for its bright, cheerful sound and diminutive size. It's an excellent choice for beginners due to its portability and ease of handling.
- **Concert Ukulele:** Slightly larger than the soprano, the concert ukulele offers a fuller and more balanced sound. It provides a comfortable playing experience for those with larger hands.
- **Tenor Ukulele:** The tenor ukulele stands out with its larger body and deeper, richer tone. Its extended neck allows for more complex chords and fingerpicking techniques.
- **Baritone Ukulele:** The baritone ukulele is the largest and lowest-pitched member of the ukulele family. Its rich, warm sound makes it ideal for playing bass lines or accompanying vocals.

Getting Started with Your Ukulele

Before embarking on your ukulele adventure, it's essential to prepare your instrument and yourself. Here are some crucial steps to follow:

Tuning Your Ukulele

A well-tuned ukulele is the foundation of harmonious melodies. Standard ukulele tuning involves setting the strings to the following notes:

- **First string (top):** A
- **Second string:** E
- **Third string:** C
- **Fourth string (bottom):** G

Various online tuners and apps can assist you in achieving precise tuning, or you can use the following mnemonic to remember the string order: "All Elephants Can Go Home."

Holding Your Ukulele and Strumming Techniques

Properly holding and strumming your ukulele is paramount for maximizing comfort and producing beautiful sounds. Hold the ukulele with your left hand, wrapping your thumb around the neck and placing your fingers on the strings. Use your right hand to strum the strings with a pick or your fingertips. Experiment with different strumming patterns to create dynamic rhythms.

Navigating the Ukulele Fretboard

The ukulele fretboard consists of metal frets that divide the strings into semitones. Understanding the fretboard layout is crucial for playing chords and melodies.

Chords for Beginners

Mastering basic chords is the cornerstone of ukulele playing. Here are some of the most beginner-friendly chords to get you started:

- **C Major:** 0003
- **G Major:** 3200
- **Am Minor:** 0022
- **F Major:** 2010

These chords provide a solid foundation for playing countless songs and developing your musical vocabulary.

Advanced Techniques for Ukulele Mastery

Once you've mastered the basics, you can delve into more advanced techniques to enhance your playing and explore new musical dimensions.

Fingerpicking

Fingerpicking involves using your fingers to pluck individual strings, creating intricate and expressive melodies. This technique requires practice and coordination but can produce captivating and nuanced sounds.

Barre Chords

Barre chords allow you to play chords in different keys by placing your index finger across multiple strings at once. Mastering barre chords expands your ukulele repertoire and opens up new possibilities for musical exploration.

Scales and Arpeggios


Scales and arpeggios are essential building blocks for improvising and creating your own melodies and solos. Practicing these patterns improves your finger dexterity and harmonic understanding.

Ukulele Maintenance and Care

Proper maintenance is vital for keeping your ukulele in top condition and preserving its lifespan. Here are some simple tips:

- **Store your ukulele in a cool, dry place:** Avoid exposing it to extreme temperatures or humidity, which can damage the wood or finish.
- **Clean your ukulele regularly:** Use a soft cloth to wipe down the body and neck to remove dirt or fingerprints.
- **Change the strings regularly:** Old or worn strings can affect the sound and playability of your ukulele. Replace them as needed to maintain optimal performance.
- **Get professional maintenance:** If you encounter any issues beyond your technical expertise, don't hesitate to consult a qualified ukulele technician for repairs or adjustments.

Embarking on the ukulele journey is a rewarding and enriching experience. With dedication and a passion for music, you can progress from a novice to a brilliant ukulele player. This comprehensive guide has provided a thorough foundation for your ukulele adventures. Remember to embrace the learning process, practice consistently, and let the enchanting melodies of the ukulele fill your life with joy and musical inspiration. May your ukulele-playing journey be filled with countless moments of musical bliss!



UKULELE BEGINNER TO BRILLIANT BOOK 3: THE BLUES: A COMPLETE METHOD FOR PLAYING THE UKULELE (UKULELE: BEGINNER TO BRILLIANT)

by Eric Sams

★★★★☆ 4.2 out of 5

Language : English

File size : 5586 KB


Screen Reader: Supported

Lending : Enabled

Print length : 78 pages

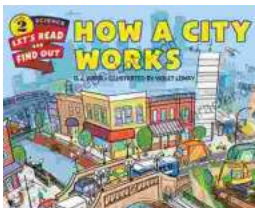
FREE

DOWNLOAD E-BOOK



Confronting Empire: Eqbal Ahmad's Vision for Liberation, Decolonization, and Global Justice

Eqbal Ahmad (1933-1999) was a renowned Pakistani intellectual, activist, and scholar whose writings and activism continue to...



How Do Cities Work? Let's Read and Find Out!

Cities are complex and fascinating places. They're home to millions of people and are constantly changing and evolving. But how do cities actually...